


# CHANGI KIDS CLUB

*Activity booklets for kids and families*



*This booklet belongs to:*



# CONTENTS



← Meet Perry the Pterodactyl.  
Perry and his friends need your help with these activities!

## FOR AGES 3 - 5

### PAGE

ADDING COLOUR TO CHANGE

2

SPOT THE DIFFERENCE

3

CONNECT THE DOTS

4

## FOR AGES 6 - 9

MATCH THE WORDS

6

GET OUT OF THE MAZE

7

WHAT'S IN THE GRID?

8

## FOR AGES 10 - 12

FIND THE CODE

10

REARRANGE THE LETTERS

11

HELP PERRY BOARD HIS FLIGHT

12

## FAMILY ACTIVITIES

LINE-DRAWING GAME

14

PLAY PAIRS

16

MAKE YOUR OWN PAPER PUPPET

19

## WELLNESS TRAIL

23

## PHOTO CONTEST


28

## ANSWER KEY


29

### DID YOU KNOW?

Perry is a Pterodactyl,  
the first animals after insects  
to learn how to fly!



# AGES 3-5



*Are you ready? Let's go!*

## ADDING COLOUR TO CHANGI

*Colour in a picture of dinosaurs roaming around Changi Airport's airfield, using whatever colours you want!*





# SPOT THE DIFFERENCE !

Help our customs officer circle the 3 differences between these two bags of luggage!


## DID YOU KNOW

Changi Airport can store over 1,000 pieces of luggage at any one time!

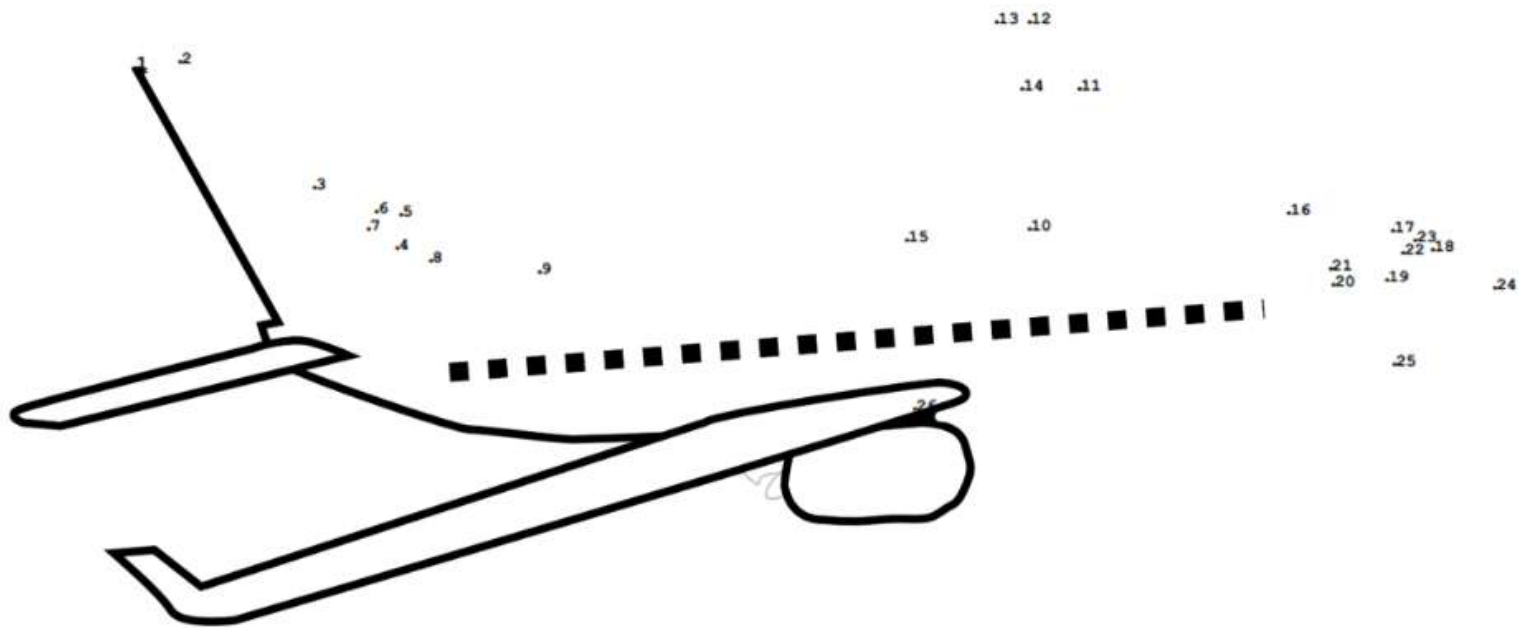



# CONNECT THE DOTS

Help Perry connect the dots and find out what's in the picture!




Looks like a bird  
to me!



ANSWER:




# AGES 6-9



*Are you ready? Let's go!*

# HELP PERRY MATCH THE WORDS

Match the pictures on the left to the words on the right!



BOUNCING NETS

STEGOSAURUS

RAIN VORTEX

T-REX

VELOCIRAPTORS

CONTROL TOWER



Come jump on me  
at Jewel L5!



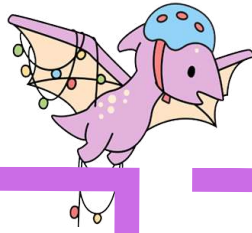
You can find me at  
Jurassic Mile!






# GET OUT OF THE MAZE

Help Perry through the maze to find his friends at the end!



## DID YOU KNOW

Jewel has the largest  
hedge maze in Singapore




Perry! Quick come  
join the party!



# WHAT'S IN THE GRID?

Decipher the colours of each gridbox to bring your dino to life!



## DECODE THE COLOUR GRID!



### ROWS 1 TO 11

22	<input type="checkbox"/>	4	<input type="checkbox"/>
21	<input type="checkbox"/>	6	<input type="checkbox"/>
21	<input type="checkbox"/>	4	<input type="checkbox"/>
20	<input type="checkbox"/>	9	<input type="checkbox"/>
1	<input type="checkbox"/>	1	<input type="checkbox"/>
1	<input type="checkbox"/>	2	<input type="checkbox"/>
2	<input type="checkbox"/>	2	<input type="checkbox"/>
3	<input type="checkbox"/>	2	<input type="checkbox"/>
3	<input type="checkbox"/>	3	<input type="checkbox"/>
4	<input type="checkbox"/>	3	<input type="checkbox"/>
4	<input type="checkbox"/>	4	<input type="checkbox"/>

### ROWS 12 TO 22

5	<input type="checkbox"/>	4	<input type="checkbox"/>
6	<input type="checkbox"/>	24	<input type="checkbox"/>
7	<input type="checkbox"/>	20	<input type="checkbox"/>
8	<input type="checkbox"/>	19	<input type="checkbox"/>
8	<input type="checkbox"/>	19	<input type="checkbox"/>
9	<input type="checkbox"/>	18	<input type="checkbox"/>
10	<input type="checkbox"/>	6	<input type="checkbox"/>
11	<input type="checkbox"/>	3	<input type="checkbox"/>
11	<input type="checkbox"/>	3	<input type="checkbox"/>
11	<input type="checkbox"/>	4	<input type="checkbox"/>
11	<input type="checkbox"/>	6	<input type="checkbox"/>











# AGES 10-12



*Are you ready? Let's go!*

# HELP PERRY FIND THE CODE

Match the dinosaurs to their numbers and crack the equations for Perry!

1		6	
2		7	
3		8	
4		9	
5		0	

$$\text{Orange dinosaur} + \text{Orange dinosaur with helmet} + \text{Blue dinosaur on bicycle} - [\text{Red dinosaur on wheels} + (\text{Orange dinosaur} + \text{Green dinosaur with Christmas tree} \times \text{Green dinosaur on skateboard})] = \text{metres}$$

This is the height of the control tower!

$$\text{Orange dinosaur} + \text{Blue dinosaur on bicycle} + \text{Green dinosaur with Christmas tree} \div \text{Orange dinosaur with helmet} + \text{Green dinosaur with Christmas tree} = \text{metres}$$

This is the height of the grotto waterfall in the Butterfly Garden in Terminal 3!

$$(\text{Blue dinosaur on bicycle} + \text{Blue dinosaur on bicycle} + \text{Purple dragon-like dinosaur} - \text{Blue dinosaur} + \text{Purple dragon-like dinosaur}) \div \text{Red dinosaur on wheels} = \text{dinos}$$

This is the number of life-sized dinosaurs in Changi Jurassic Mile!

$$[\text{Purple dragon-like dinosaur} + \text{Green dinosaur with Christmas tree} - (\text{Purple dragon-like dinosaur} \times \text{Green dinosaur on skateboard})] \div \text{Blue dinosaur on bicycle} + \text{Blue dinosaur on bicycle} + \text{Green dinosaur with Christmas tree} = \text{metres}$$

This is the height of the HSBC Rain Vortex!

$$\text{Orange dinosaur} \times \text{Red dinosaur} = \text{football pitches}$$

This is the approximate area of Terminal 4!



# HELP PERRY REARRANGE THE LETTERS

Somebody messed with the departure board and jumbled up all the city names!  
Help Perry rearrange the letters to find out the correct city names, and then  
the countries they're in

We have to  
solve this so people  
can fly!



## DEPARTURES

CITY NAME

COUNTRY

01 ADMRDI

->

->

02 ANKGOBK

->

->

03 YREWONK

->

->

04 RIAPS

->

->

05 DONNOL

->

->

06 KOTOY

->

->

07 GNIEJBI

->

->



1

\_\_\_\_\_

\_\_\_\_\_

2

\_\_\_\_\_

\_\_\_\_\_

3

\_\_\_\_\_

\_\_\_\_\_

4

\_\_\_\_\_

\_\_\_\_\_

5

\_\_\_\_\_

\_\_\_\_\_

6

\_\_\_\_\_

\_\_\_\_\_

7

\_\_\_\_\_

\_\_\_\_\_

# HELP PERRY BOARD HIS FLIGHT

Despite having wings, Perry has to take a plane to visit his friends overseas, as the distance is just too far for him to fly! As it's his first time flying on a plane, he needs your help to show him the proper steps to board a plane, as well as what country he's flying to below!



Before leaving the check-in counter, make sure you've been issued the correct boarding pass

**T**



Approach the check-in counter with your travel documents: valid passport, air ticket or booking confirmation, and visa

**Y**



Say your farewells and proceed to the Departure Transit Hall. Now's the time to shop, grab a bite and enjoy the transit facilities.

**G**



Pack all your luggage according to security guidelines.

**P**




Check the Flight Information Display Screens to find out your airline's check-in row

**E**

---

Find out what country Perry is flying to by ordering the steps according to the letter they are represented with!

# FAMILY ACTIVITIES




*Let's play as a family!*

# PERRY THE PTERODACTYL LINE-DRAWING GAME


## INSTRUCTIONS





Taking turns, form a straight line by connecting two dots at a time!



If the line you draw completes a box, put your initials in and take another turn!



If the box you complete contains Perry, you get two points!






# PERRY THE PTERODACTYL LINE-DRAWING GAME




IT'S YOUR TURN,  
HAVE FUN !




# PLAY PAIRS INSTRUCTIONS




Print and cut out the playing cards on page 18  
You should have 8 cards in total - 4 pairs with identical images!




Shuffle the cards and face them downwards




Players take turns to flip open a card and then close it. Do not show the card you open to the other player.




# PLAY PAIRS INSTRUCTIONS




Remember the card you've opened. Find as many identical pairs as you can!



Once you've found a pair, keep both cards and reshuffle the deck



If a player finds a wrong pair, put the cards back and reshuffle the deck











The game ends when there are no more cards left on the table. Player with more pairs wins!




This player wins!









# CREATE YOUR OWN PERRY PUPPETS

## INSTRUCTIONS

Before you start, here's what you'll need


Scissors

Tape


Stick


String

Print out page 22 and fold the paper along the dotted lines



Cut the shapes out along the solid black lines





# CREATE YOUR OWN PERRY PUPPETS

## INSTRUCTIONS

You should have 2 shapes cut out




Make a slit along the small line on the back of the pterodactyl's head.  
Insert the smaller piece through the slit. This will be your Pterodactyl's mouth!



Make 2 holes in the middle of your Pterodactyl's body






# CREATE YOUR OWN PERRY PUPPETS

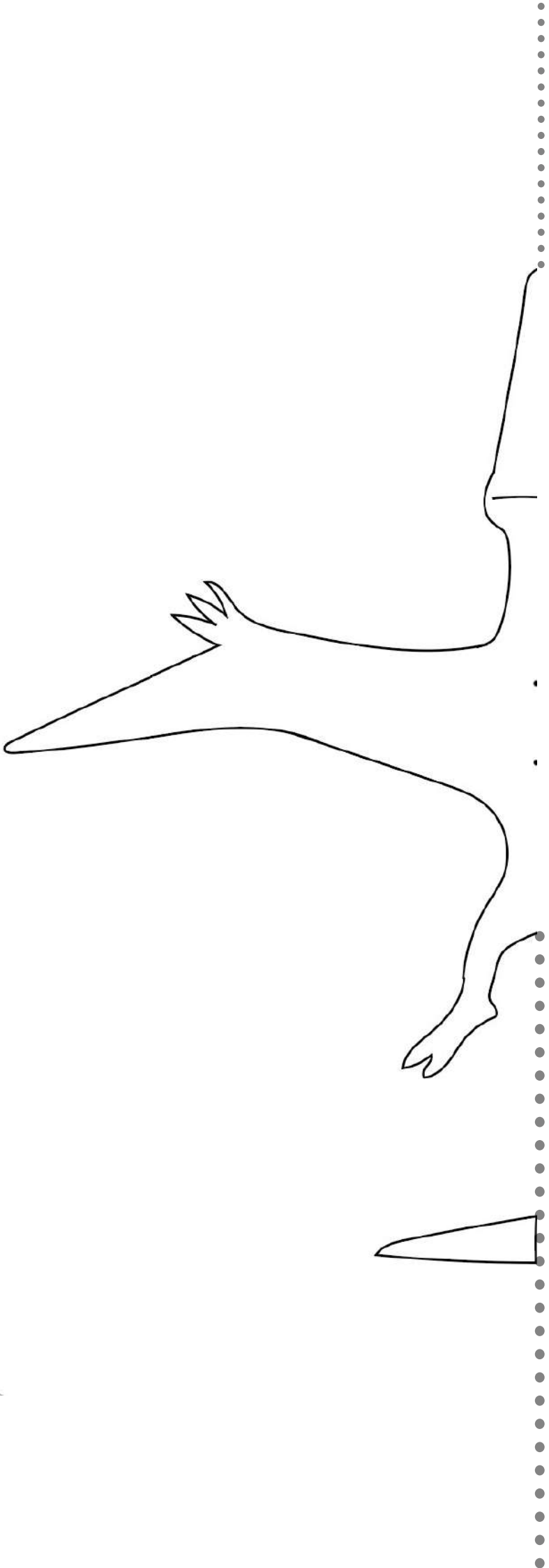
## INSTRUCTIONS

Loop your string through both holes and tie a small knot




Attach both ends of your string to a chopstick.  
Your Pterodactyl is ready to fly!







# WELLNESS TRAIL



*Time to head down to Changi as a family!*

# I SPY WITH MY LITTLE EYE

## HOW TO PLAY!

*Explore the 3 locations:*

*Jurassic Mile*

*Hub & Spoke*

*Jewel*

*Spot what we are referencing in the  
'Question' page and write down the answer  
on the page labelled "Answers"*

*Post a photo of your answers on Instagram,  
with the hashtag #Changiphototrail and  
remeber to tag us at  
@changiairport*

# I SPY WITH MY LITTLE EYE

## QUESTIONS

### *Jurassic Mile*

*Name the colors of the baby pterodactyls that are holding a golf ball in their mouths!*

*Answer:*

### *Hub & Spoke*

*I let people rent their wheels next to Hub and Spoke. What's my name?*

*Answer:*

### *Jewel*

*Each day, I pass through the Rain Vortex. Among everyone who visits Jewel, I get the best view of the rain vortex! What am I? (Hint: Look up!)*

*Answer:*



# BINGO PHOTO TRAIL

## HOW TO PLAY!

① *Take a family photo in front of the landmark*

② *Cross out the landmark that you have taken a photo in front of!*

③ *As long as you cross out any 3 of the boxes in a horizontal, vertical or diagonal line, you have completed the task!*

④ *Post the photos you have taken on Instagram, with the hashtag #Changiphototrail  
Remember to tag us at @changiairport*

# BINGO PHOTO TRAIL



*Yellow T-Rex  
en route  
to Jurassic Mile*


*Hub & Spoke  
Green Lawn*

*Flying Dinosaur  
at the start  
of Jurassic Mile*

*In the Shiseido  
Forest Valley at  
Jewel*

*Hub & Spoke  
Flower Wall*

*Dinosaur  
hatching from an  
egg at Jurassic  
Mile*



*In front of the  
Jewel Rain Vortex*

*Hub & Spoke  
Baby Dinosaur  
Hatching*

*In the Bamboo  
Forest at Jewel*





# PHOTO CONTEST



*At each photo spot, snap a creative pic! Tag us @changiairport on Instagram and Facebook. Most creative entries stand to win a Disney Tsum Tsum tote bag, water bottle, cooler bag, towel and tigger cushion!*




**Contest Duration:** 13 to 22 Dec 2021

**Prizes:** Full set of Disney Tsum Tsum premiums

**How to stand a chance to win:** Post your photos taken at all bingo trail spots on Instagram and Facebook, or send them to @changiairport Telegram channel's contest post

*\*Unlimited entries. 3 winners will be chosen, 1 from each social channel. Other T&Cs apply.*

# ANSWER KEY



*Find out the answers here!*

# SPOT THE DIFFERENCE !

Help our customs officer circle the 3 differences between these two bags of luggage!

## DID YOU KNOW


Changi Airport can store over 1,000 pieces of luggage at any one time!





# HELP PERRY MATCH THE WORDS

Match the pictures on the left to the words on the right!



Come jump on me  
at Jewel L5!

You can find me at  
Jurassic Mile!

BOUNCING NETS

STEGOSAURUS

RAIN VORTEX

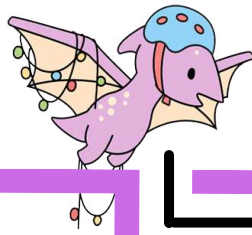
T-REX

VELOCIRAPTORS

CONTROL TOWER


# HELP PERRY FIND HIS FRIENDS

Complete the maze for Perry to meet his friends at the end!



## DID YOU KNOW

Jewel has the largest  
hedge maze in Singapore




Perry! Quick come  
join the party!





# HELP PERRY CODE THROUGH THE GRIDS

Decipher the colours of each gridbox to bring your dino to life!



## DECODE THE COLOUR GRID!

### ROWS 1 TO 11











22	<input type="checkbox"/>	4	<input type="checkbox"/>	<input type="checkbox"/>
21	<input type="checkbox"/>	6	<input type="checkbox"/>	<input type="checkbox"/>
21	<input type="checkbox"/>	4	<input type="checkbox"/>	1 <input type="checkbox"/>
20	<input type="checkbox"/>	9	<input type="checkbox"/>	<input type="checkbox"/>
1	<input type="checkbox"/>	1	<input type="checkbox"/>	17 <input type="checkbox"/>
1	<input type="checkbox"/>	2	<input type="checkbox"/>	15 <input type="checkbox"/>
2	<input type="checkbox"/>	2	<input type="checkbox"/>	13 <input type="checkbox"/>
3	<input type="checkbox"/>	2	<input type="checkbox"/>	11 <input type="checkbox"/>
3	<input type="checkbox"/>	3	<input type="checkbox"/>	9 <input type="checkbox"/>
4	<input type="checkbox"/>	3	<input type="checkbox"/>	7 <input type="checkbox"/>
4	<input type="checkbox"/>	4	<input type="checkbox"/>	5 <input type="checkbox"/>

### ROWS 12 TO 22

5	<input type="checkbox"/>	4	<input type="checkbox"/>	3 <input type="checkbox"/>
6	<input type="checkbox"/>	24	<input type="checkbox"/>	<input type="checkbox"/>
7	<input type="checkbox"/>	20	<input type="checkbox"/>	2 <input type="checkbox"/>
8	<input type="checkbox"/>	19	<input type="checkbox"/>	<input type="checkbox"/>
8	<input type="checkbox"/>	19	<input type="checkbox"/>	<input type="checkbox"/>
9	<input type="checkbox"/>	18	<input type="checkbox"/>	<input type="checkbox"/>
10	<input type="checkbox"/>	6	<input type="checkbox"/>	7 <input type="checkbox"/>
11	<input type="checkbox"/>	3	<input type="checkbox"/>	10 <input type="checkbox"/>
11	<input type="checkbox"/>	3	<input type="checkbox"/>	10 <input type="checkbox"/>
11	<input type="checkbox"/>	4	<input type="checkbox"/>	9 <input type="checkbox"/>
11	<input type="checkbox"/>	6	<input type="checkbox"/>	7 <input type="checkbox"/>

# HELP PERRY FIND THE CODE

Match the dinosaurs to their numbers and crack the equations for Perry!

1		6	
2		7	
3		8	
4		9	
5		0	

$$\text{Orange dinosaur} + \text{Orange dinosaur with helmet} + \text{Blue dinosaur} - [\text{Red dinosaur on wheels} + (\text{Orange dinosaur} + \text{Green dinosaur with Christmas tree} \times \text{Green dinosaur on skateboard})] = 81 \text{ metres}$$

This is the height of the control tower!

$$\text{Orange dinosaur} + \text{Blue dinosaur} + \text{Green dinosaur with Christmas tree} \div \text{Orange dinosaur with helmet} + \text{Green dinosaur with Christmas tree} = 6 \text{ metres}$$

This is the height of the grotto waterfall in the Butterfly Garden in Terminal 3!

$$(\text{Blue dinosaur on bicycle} + \text{Blue dinosaur on bicycle} + \text{Purple dragon-like dinosaur} - \text{Blue dinosaur} + \text{Purple dragon-like dinosaur}) \div \text{Red dinosaur on wheels} = 20 \text{ dinos}$$

This is the number of life-sized dinosaurs in Changi Jurassic Mile!

$$[\text{Purple dragon-like dinosaur} + \text{Green dinosaur with Christmas tree} - (\text{Purple dragon-like dinosaur} \times \text{Green dinosaur on skateboard})] \div \text{Blue dinosaur on bicycle} + \text{Blue dinosaur on bicycle} + \text{Green dinosaur with Christmas tree} = 40 \text{ metres}$$

This is the height of the HSBC Rain Vortex!

$$\text{Orange dinosaur} \times \text{Red dinosaur} = 27 \text{ football pitches}$$

This is the approximate area of Terminal 4!

# HELP PERRY REARRANGE THE LETTERS

Somebody messed with the departure board and jumbled up all the city names!  
Help Perry rearrange the letters to find out the correct city names, and then  
the countries they're in

We have to  
solve this so people  
can fly!



## DEPARTURES

CITY NAME

COUNTRY

01 ADMRDI

->

->

02 ANKGOBK

->

->

03 YREWONK

->

->

04 RIAPS

->

->

05 DONNOL

->

->

06 KOTOY

->

->

07 GNIEJBI

->

->



1

MADRID

SPAIN

2

BANGKOK

THAILAND

3

NEW YORK

USA

4

PARIS

FRANCE

5

LONDON

ENGLAND

6

TOKYO

JAPAN

7

BEIJING

CHINA

# DIRECT PERRY ON HOW TO BOARD HIS FLIGHT

Despite having wings, Perry has to take a plane to visit his friends overseas, as the distance is just too far for him to fly! As it is his first time flying on a plane, he needs your help to show him the proper steps to board a plane!



Before leaving the check-in counter, make sure you've been issued the correct boarding pass

**T**



Approach the check-in counter with your travel documents: valid passport, air ticket or booking confirmation, and visa

**Y**



Say your farewells and proceed to the Departure Transit Hall. Now's the time to shop, grab a bite and enjoy the transit facilities.

**G**



Pack all your luggage according to security guidelines.

**P**



Check the Flight Information Display Screens to find out your airline's check-in row

**E**

**E**

**G**

**Y**

**P**

**T**

Find out what country Perry is flying to by ordering the steps according to the letter they are represented with!